



RAA

Revista Agrotecnológica Amazónica

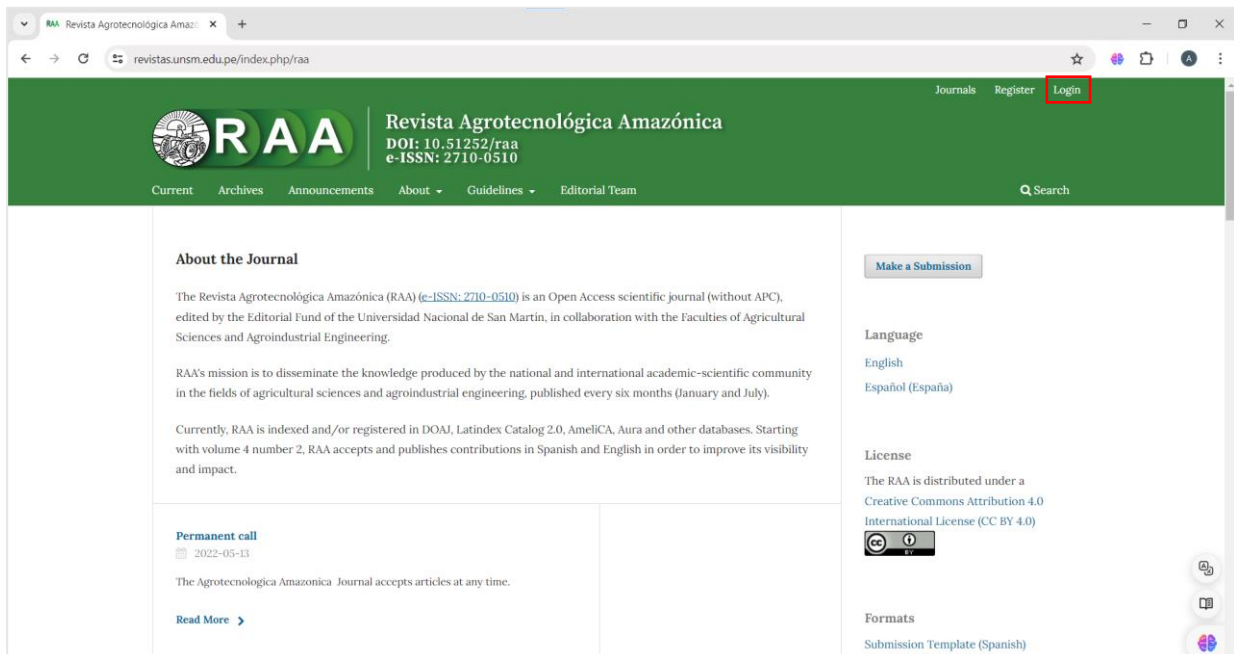
DOI: 10.51252/raa

e-ISSN: 2710-0510

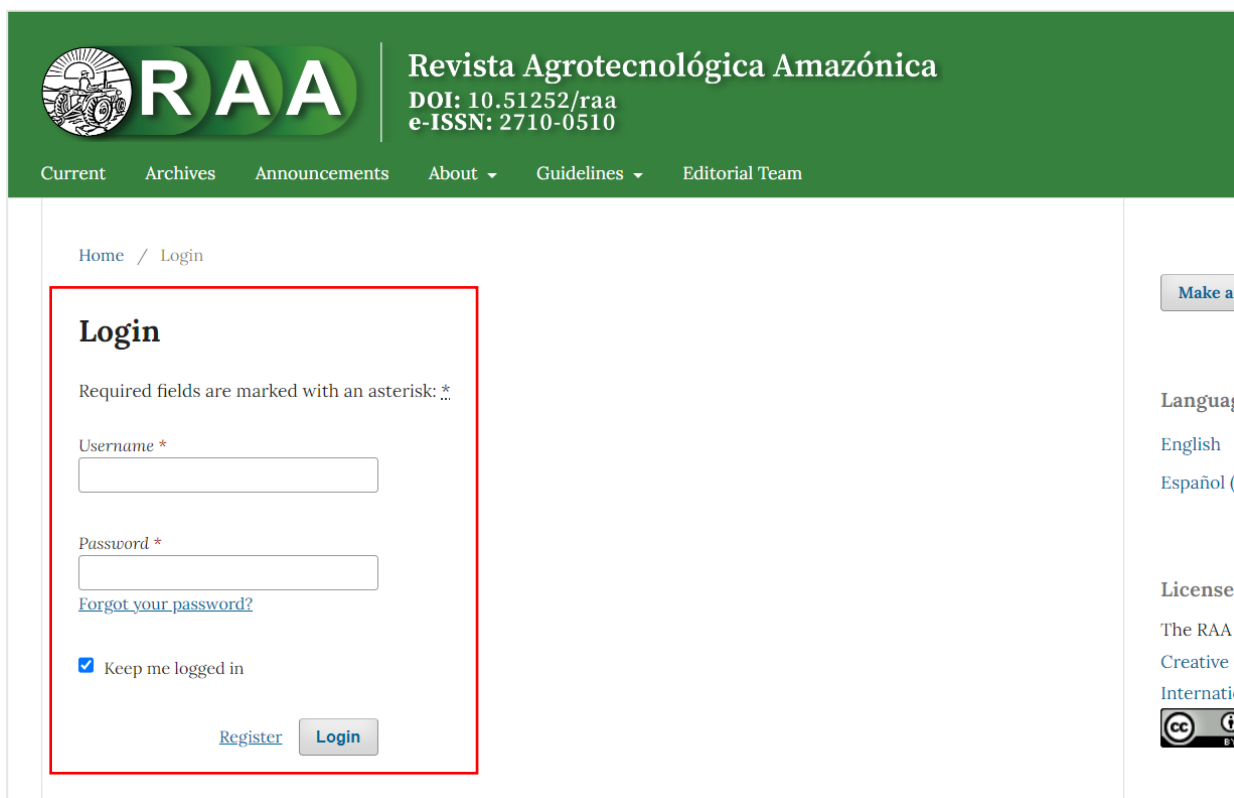
SUBMISSION GUIDELINES

Step 01: Main Page

Enter the main page of the Revista Agrotecnológica Amazónica, click on the **Login** option, type your username and password (if you are not registered, click on the **Register** option and complete the form provided) and then click on the **Login** option.



The screenshot shows the main page of the Revista Agrotecnológica Amazónica. The header is green with the RAA logo and navigation links: Journals, Register, and Login (highlighted with a red box). Below the header, there is a section titled "About the Journal" with text describing the journal's mission and indexing. To the right, there is a "Make a Submission" button and a "Language" dropdown menu with options for English and Español (España). Below that, there is a "License" section with a Creative Commons Attribution 4.0 International License (CC BY 4.0) logo. At the bottom, there is a "Formats" section with a "Submission Template (Spanish)" link.



The screenshot shows the login page of the Revista Agrotecnológica Amazónica. The header is green with the RAA logo and navigation links: Current, Archives, Announcements, About, Guidelines, and Editorial Team. Below the header, there is a "Home / Login" breadcrumb. The main content area is a white box with a red border containing the login form. The form has a title "Login" and a note "Required fields are marked with an asterisk: *". There are two input fields: "Username *" and "Password *". Below the password field, there is a link "Forgot your password?". At the bottom of the form, there is a checkbox "Keep me logged in" and two buttons: "Register" and "Login". To the right of the form, there is a "Make a Submission" button and a "Language" dropdown menu with options for English and Español (España). Below that, there is a "License" section with a Creative Commons Attribution 4.0 International License (CC BY 4.0) logo.

Step 02: Submission

After entering your username and password, click on the **Make a submission** an item option and then click on **Make a new submission**.



Home / About the Journal

About the Journal

[Focus and scope](#)
[Indexing](#)
[Posting Frequency](#)
[Payments per publication \(APC\)](#)
[Peer review process](#)
[Support](#)
[Financing sources](#)

Focus and scope

The Revista Agrotecnológica Amazónica (RAA) ([e-ISSN: 2710-0510](#)) is an open access scientific journal edited by the Editorial Fund of the National University of San Martín, in collaboration with the Faculties of Agricultural Sciences and Agroindustrial Engineering.

Make a Submission

Language

English
Español (España)

License

The RAA is distributed under a Creative Commons Attribution 4.0 International License (CC BY 4.0)



Home / Submissions

Submissions

[Make a new submission](#) or [view your pending submissions](#).

Submission Preparation Checklist

As part of the submission process, authors are required to check off their submission's compliance with all of the following items, and submissions may be returned to authors that do not adhere to these guidelines.

Section 01. Home.

Select the Submission Language.

Submit an Article

1. Start 2. Upload Submission 3. Enter Metadata 4. Confirmation 5. Next Steps

Submission Language

English
Español (España)
English

Section

Articles must be submitted to one of the journal's sections. *

Submission Requirements

You must read and acknowledge that you've completed the requirements below before proceeding.

Select the appropriate section for submission (see Sections and Policy in About the journal).

Submit an Article

1. Start 2. Upload Submission 3. Enter Metadata 4. Confirmation 5. Next Steps

Submission Language

English

Submissions in several languages are accepted. Choose the primary language of the submission from the pull-down above. *

Section

Original articles
Review articles
Short communications
Scientific notes
Letters to the editor

An editorial guidelines, rules and policies have been read.

The text adheres to the stylistic and bibliographic requirements summarized in the [Guidelines of the author](#).

When registering the article, the metadata spaces were filled in with the complete information of each of the authors, including name, email, affiliation and ORCID.

URL or DOI links have been added in the references that require them. Note: If your references do not require it, you will still need to

Read the **Section Policy** and then check the boxes indicating the **Submission Requirements** you have completed, and enter **Comments for the Editor**

Section Policy

Presents the results of scientific research based on theoretical or experimental hypotheses, which means an original contribution to knowledge in any of the areas of interest of the journal. It relates the way to delimit the research question, the way to put it to the test (statistical analysis of the experiment, disciplinary protocols) and the confrontation of the data generated with the current literature. The acceptable range for the document setting is 4,500 to 7,500 words.

Submission Requirements

You must read and acknowledge that you've completed the requirements below before proceeding.

- All editorial guidelines, rules and policies have been read.
- The text adheres to the stylistic and bibliographic requirements summarized in the [Guidelines of the author](#).
- When registering the article, the metadata spaces were filled in with the complete information of each of the authors, including name, email, affiliation and ORCID.
- URL or DOI links have been added in the references that require them. Note: If your references do not require it, you will still need to check this box.
- El archivo de envío está en formato Microsoft Word, y se ciñe a la [plantilla de sometimiento](#).
- I attach as a separate file the [Declaration of originality](#) signed in the Archives section complementary.
- I attach as a separate file the [Copyright agreement and Conflict of interest statement](#) signed in the Supplementary Files section.

Comments for the Editor



Comments for the Editor



Dear Editor...


Acknowledge the copyright statement

All texts published by the RCSI, without exception, are distributed under the license [Creative Commons Attribution 4.0 International \(CC BY 4.0\)](#).

Check the boxes if you agree to abide by the **Acknowledge the copyright statement**, as well as consent to have your data collected and stored in accordance with the policy statement, then click the **Save and continue** option.

Acknowledge the copyright statement

All texts published by the RCSI, without exception, are distributed under the license [Creative Commons Attribution 4.0 International \(CC BY 4.0\)](#).



The authors retain their rights:

- The authors retain their trademark and patent rights, as well as any process or procedure described in the article.
- The authors retain the right to share, copy, distribute, execute and publicly communicate the article published in the Revista Científica de Sistemas e Informática (RCSI) (for example, place it in an institutional repository or publish it in a book), with an acknowledgment of its initial publication, in the RCSI.
- The authors retain the right to make a subsequent publication of their work, to use the article or any part of it (for example: a compilation of their works, notes for conferences, thesis, or for a book), provided that they indicate the source, of publication (authors of the work, magazine, volume, number and date).

Yes, I agree to abide by the terms of the copyright statement.

Yes, I agree to have my data collected and stored according to the [privacy statement](#).

Save and continue **Cancel**

Section 02. Loading the shipment.

Once the page is **Upload submission**, select the **Upload file** option, select the **Original Article** document you wish to submit and then click on **Open**.

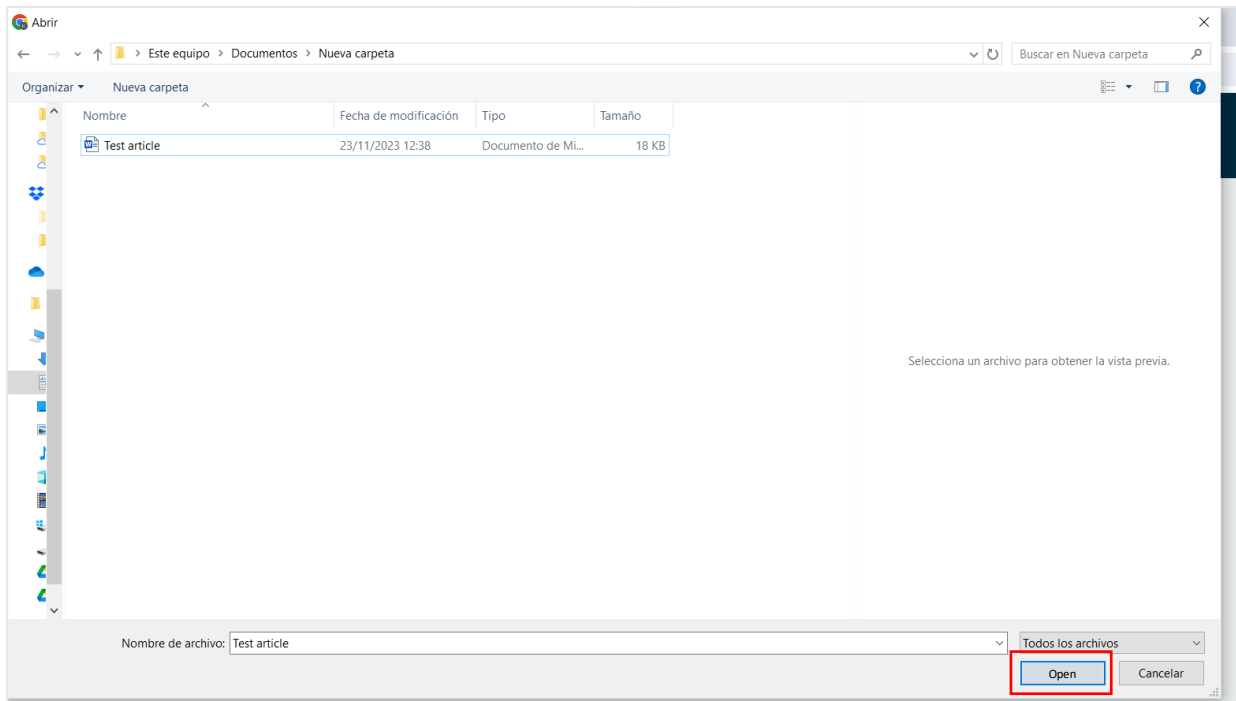
Submit an Article

1. Start 2. Upload Submission 3. Enter Metadata 4. Confirmation 5. Next Steps

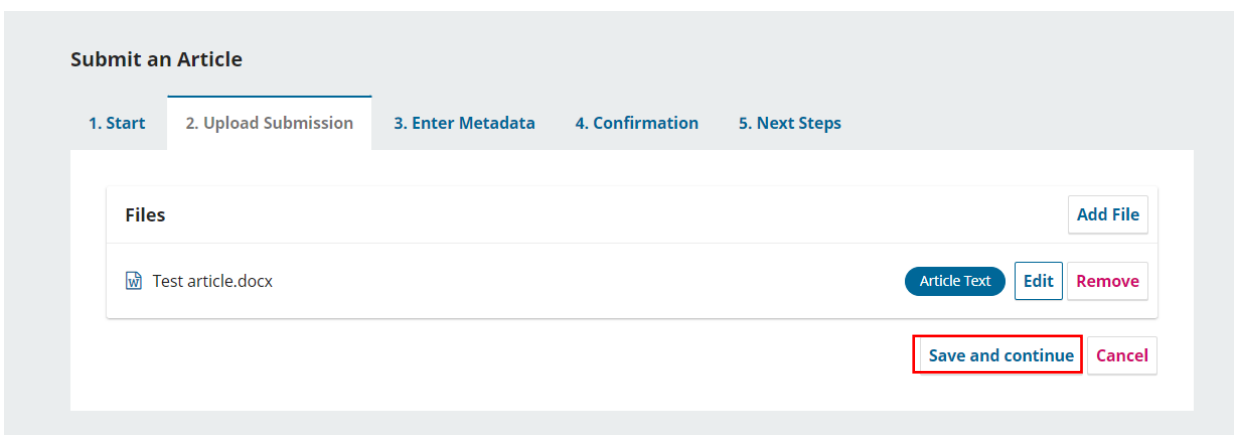
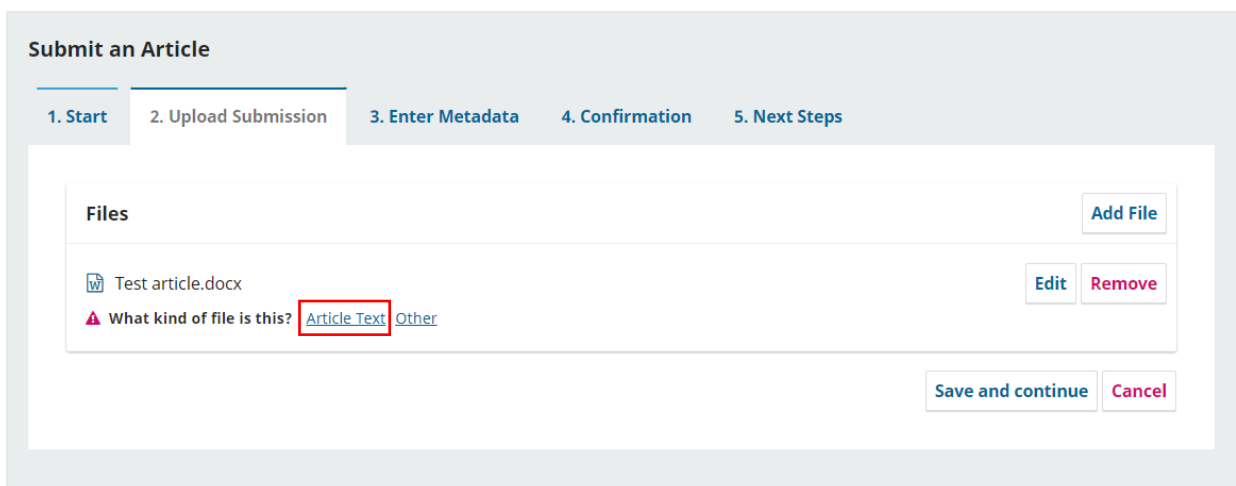
Files Add File

Upload any files the editorial team will need to evaluate your submission [Upload File](#)

Save and continue **Cancel**



To continue, select the option **Article text**, then click on **Save and continue**.



Section 03. Enter metadata.

Updated the page, enter the Title of the article in english and spanish.

Submit an Article

1. Start 2. Upload Submission 3. Enter Metadata 4. Confirmation 5. Next Steps

Prefix

Examples: A, The

Title *

Español (España)

Subtitle

Enter the Abstract of the article in english and spanish.

Abstract *
The abstract must be 200 words or less.

English

Words: 0 POWERED BY TINY

Español (España)

Español (España)

If the scientific article has **two or more** authors, you must manually enter their data. Click on **Add collaborator** and enter the requested data: first and last names, preferred public name, as well as e-mail, country, ORCID link and institution of affiliation (english and spanish).

List of Contributors				
Name	E-mail	Role	Primary Contact	In Browse Lists
▶ Raul Pinedo-Saavedra	pinedosaavedra@gmail.com	Author		<input checked="" type="checkbox"/>

Additional Refinements

Edit Contributor

Name

*Given Name ** *Family Name*

How do you prefer to be addressed? Salutations, middle names and suffixes can be added here if you would like.

Preferred Public Name

Contact

*Email **

Country

*Country **

User Details

Homepage URL ORCID iD

Affiliation

Universidad Nacional de San Martín 

Affiliation

Universidad Nacional de San Martín [https://ror.org/02h7fsz12]

Universidad Nacional de San Martín [https://ror.org/02h7fsz12] ×

Search ror.org

Check the box indicating the Contributor's role and the option Send e-mail to request ORCID authorization from contributor. Finally, click on Save.

Words:

List c

Name

▼ Kas

Edi

► Rau

Additio

Keywo

Add add

Search

Search

Supporting Agencies

Contributor's role *

Author

Translator

Principal contact for editorial correspondence.

Include this contributor in browse lists?

ORCID

ORCID iD not authenticated! Please request authentication from the contributor.

Send e-mail to request ORCID authorization from contributor

Delete ORCID iD and access token!


Required fields are marked with an asterisk: *

Save Cancel

Enter the **keywords** of the article individually in english and spanish (press **enter** after each term), enter the **bibliographic references** in the **References** section, according to APA 7th edition. Then click on **Save and continue**.


Additional Refinements

Keywords
Add additional information for your submission. Press 'enter' after each term.

Search ror.org 

Search ror.org

Supporting Agencies
Add additional information for your submission. Press 'enter' after each term.

Search ror.org 

Search ror.org

References

[Save and continue](#) [Cancel](#)

Section 04. Confirmation.

Once the page is updated, the system will notify you that your item is ready to be shipped. To continue click on **Finish submission** and then click on the **Accept** option.

Submit an Article

1. Start 2. Upload Submission 3. Enter Metadata 4. Confirmation 5. Next Steps

Your submission has been uploaded and is ready to be sent. You may go back to review and adjust any of the information you have entered before continuing. When you are ready, click "Finish Submission".

[Finish Submission](#) [Cancel](#)

Confirm ✕

Are you sure you wish to submit this article to the journal?

Submit an Article

1. Start 2. Upload Submission 3. Enter Metadata 4. Confirmation 5. Next Steps

Your submission has been uploaded and is ready to be sent. You may go back to review and adjust any of the information you have entered before continuing. When you are ready, click "Finish Submission".

[OK](#) [Cancel](#)

[Finish Submission](#) [Cancel](#)

Once the page is updated, your shipment will be reported as **Submission complete**. To track your shipment, click **Review this submission**.

Submit an Article

1. Start 2. Upload Submission 3. Enter Metadata 4. Confirmation 5. Next Steps

Submission complete

Thank you for your interest in publishing with Revista Científica de Sistemas e Informática.

What Happens Next?

The journal has been notified of your submission, and you've been emailed a confirmation for your records. Once the editor has reviewed the submission, they will contact you.

For now, you can:


- [Review this submission](#)
- [Create a new submission](#)
- [Return to your dashboard](#)

672 / Pinedo-Saavedra / Test text Library

Workflow **Publication**

Submission Review Copyediting Production

Submission Files Q Search

▶  3752 Test article.docx	February 16, 2024	Article Text
--	-------------------	--------------

[Download All Files](#)

Pre-Review Discussions Add discussion

Name	From	Last Reply	Replies	Closed
▶ Comments for the Editor	grupocobys	-	0	<input type="checkbox"/>
	2024-02-16 10:45 AM			


Tareas 0 Español (España) Ver el sitio

376 / Argandoña Del Aguila et al. / Artículo de prueba Biblioteca de envío

Flujo de trabajo **Publicación**

Envío Revisión Editorial Producción

Archivos de envío Q Buscar

▶  1885-1 kasily07, Artículo prueba.docx	May 31, 2022	Texto del artículo
---	--------------	--------------------

[Descargar todos los archivos](#)

Discusiones previas a la revisión Añadir discusión

Nombre	De	Última respuesta	Respuestas	Cerrado
▶ Comentarios para el editor/a	kasily07	-	0	<input type="checkbox"/>
	2022-05-31 11:19			